
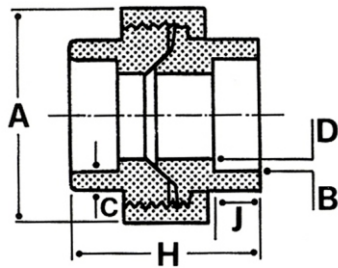




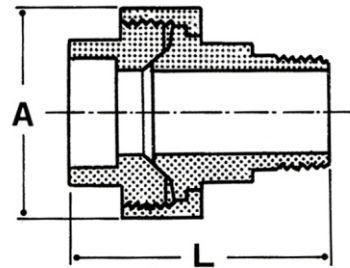
Raccordi a tasca da saldare - Socket Welding fittings



Bocchettoni femmina-femmina
Female-female unions



Bocchettoni maschio-femmina
Male-female unions



Nota: Dimensioni dei bocchettoni 6000 LBS a richiesta.

Note: Dimension of union 6000 LBS on request.

O NOMINALE PIPE SIZE		1/8	1/4	3/8	1/2	3/4	1	1 1/4	1 1/2	2	2 1/2	3	4
DIAM. TASCA SOCKET BORE	B MAX. MIN.	10.90 10.65	14.35 14.10	17.80 17.55	21.95 21.70	27.30 27.05	34.05 33.80	42.80 42.55	48.90 48.65	61.35 61.10	74.20 73.80	90.15 89.80	115.80 115.45
PROF. TASCA DEPTH SOCKET	J MIN.	10	10	10	10	13	13	13	13	16	16	16	19
DIMENSIONE BOCCHETTONE 3000 LBS	H NOM.	44	40	47	49	57	62	71	75	84	110	120	157
DIMENSIONS OF UNION 3000 LBS	A NOM.	32	35	41	45	55	65	78	85	100	123	148	180
3000 LBS	C MAX. MIN.	3.20 3.20	3.80 3.30	4.00 3.50	4.65 4.10	4.90 4.25	5.70 5.00	6.05 5.30	6.35 5.55	6.95 6.05	8.75 7.65	9.50 8.30	10.7 9.35
	D MAX. MIN.	7.6 6.1	10.0 8.5	13.3 11.8	16.6 15.0	21.7 20.2	27.4 25.9	35.8 34.3	41.7 40.1	53.5 51.7	64.2 61.2	79.5 76.4	103.8 100.7
	L NOM.	—	64	69	73	83	92	96	110	130	—	—	—
6000 LBS	C MAX. MIN.	3.95 3.45	4.60 4.00	5.05 4.35	5.95 5.20	6.95 6.05	7.90 6.95	7.90 6.95	8.90 7.80	10.90 9.50	—	—	—
	D MAX. MIN.	4.8 3.2	7.1 5.6	9.9 8.4	12.5 11.0	16.3 14.8	21.5 19.9	30.2 28.7	34.7 33.2	43.6 42.1	—	—	—
	L NOM.	Dati fornibili su richiesta - Dimensions on request											

